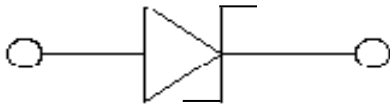


Zener Diodes



Features

- High reliability
- Very sharp reverse characteristic
- Low reverse current level
- Zener Voltage 2.0V



Mechanical Data

- **Package:** SOD-323
- **Terminals:** Tin plated leads, solderable per J-STD-002 and JESD22-B102
- **Polarity:** Cathode line denotes the cathode end

■ Maximum Ratings ($T_a=25^\circ\text{C}$ Unless otherwise specified)

PARAMETER	SYMBOL	UNIT	VALUE
Power Dissipation (*Note)	P_D	mW	300
Storage Temperature Range	T_{stg}	$^\circ\text{C}$	-55~+150
Junction Temperature	T_J	$^\circ\text{C}$	-55~+150
Maximum Regulator Current	I_{ZM}	mA	P_D / V_Z
Maximum Forward Voltage ($I_F=10\text{mA}$)	V_F	V	0.9
Thermal Resistance Junction to Ambient Air(*Note)	$R_{\theta JA}$	$^\circ\text{C} / \text{W}$	417

Note: Device mounted on PCB

■ Ordering Information (Example)

PREFERRED P/N	PACKING CODE	UNIT WEIGHT(g)	MINIMUM PACKAGE(pcs)	INNER BOX QUANTITY(pcs)	OUTER CARTON QUANTITY(pcs)	DELIVERY MODE
BZT52C2V0S	F2	Approximate 0.0048	3000	30000	120000	7" reel

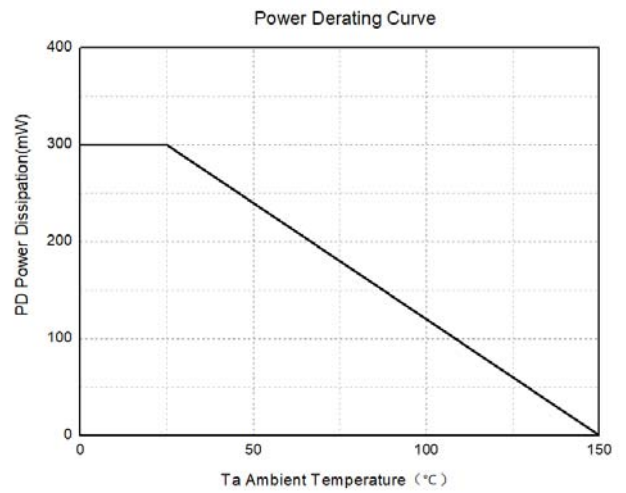
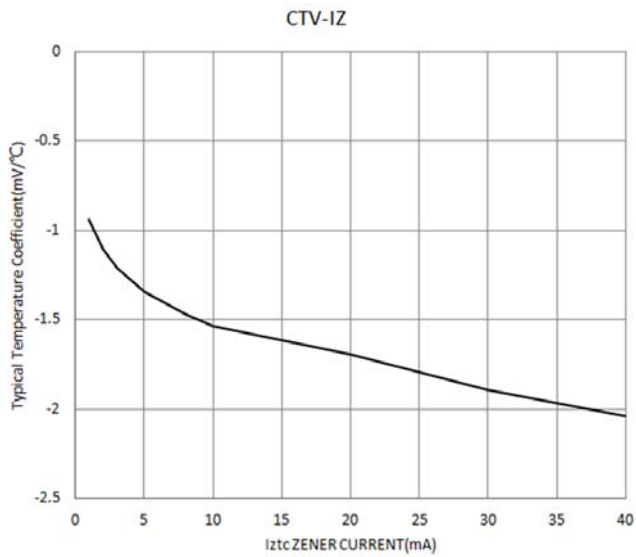
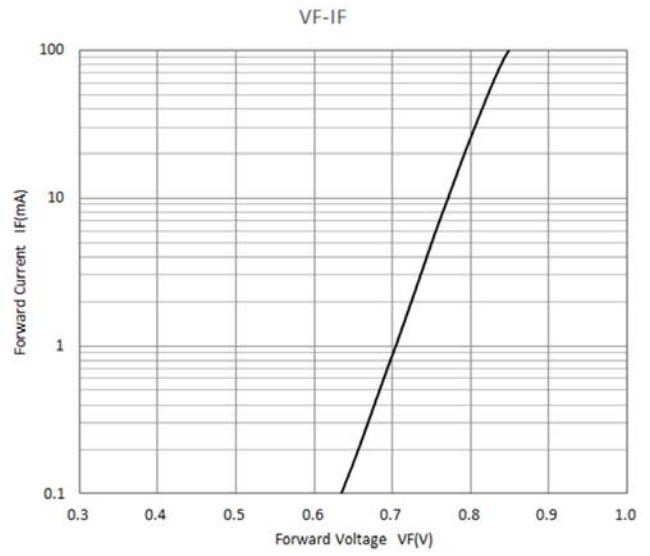
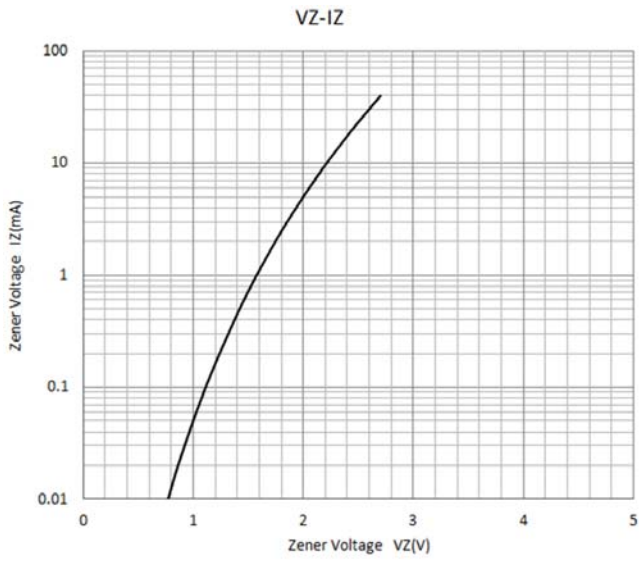
■ Electrical Characteristics ($T_a=25^\circ\text{C}$ Unless otherwise specified)

Type Number	Device Marking	V_Z at $I_Z T$ (V)*1			$Z_{zt}(\Omega)$ *2		$Z_{zk}(\Omega)$ *2		$I_R(\mu\text{A})@V_R$	
		min.	typ.	max.	$I_{ZT}(\text{mA})$	max.	$I_{ZK}(\text{mA})$	max.	max	$V_R(\text{V})$
BZT52C2V0S	WY	1.9	2.0	2.1	5	100	1.0	600	90	1.0



BZT52C2V0S

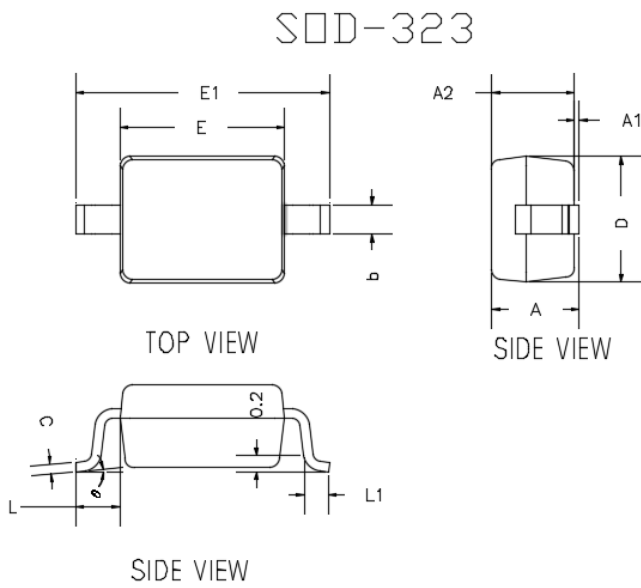
■ Characteristics (Typical)





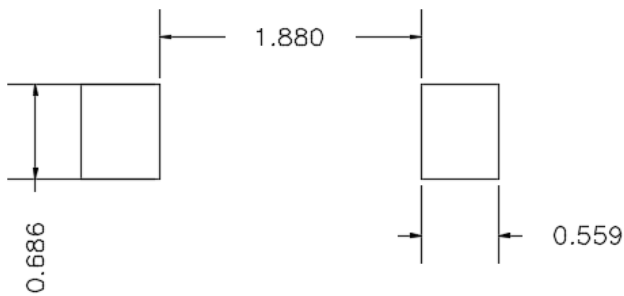
BZT52C2V0S

■Outline Dimensions



DIMENSIONS				
DIM	INCHES		MM	
	MIN	MAX	MIN	MAX
A	---	0.0393	---	1.0000
A1	0.0000	0.0039	0.0000	0.1000
A2	0.0314	0.0354	0.8000	0.9000
b	0.0098	0.0157	0.2500	0.4000
c	0.0031	0.0059	0.0800	0.1500
D	0.0472	0.0551	1.2000	1.4000
E	0.0629	0.0709	1.6000	1.8000
E1	0.0984	0.1063	2.5000	2.7000
L	0.0187TYP		0.475TYP	
L1	0.0098	0.0157	0.250	0.400
θ	0°	8°	0°	8°

■Soldering Footprint



UNIT : mm

SUGGESTED SOLDER PAD LAYOUT



BZT52C2V0S

Disclaimer

The information presented in this document is for reference only. Yangzhou Yangjie Electronic Technology Co., Ltd. reserves the right to make changes without notice for the specification of the products displayed herein to improve reliability, function or design or otherwise.

The product listed herein is designed to be used with ordinary electronic equipment or devices, and not designed to be used with equipment or devices which require high level of reliability and the malfunction of which would directly endanger human life (such as medical instruments, transportation equipment, aerospace machinery, nuclear-reactor controllers, fuel controllers and other safety devices), Yangjie or anyone on its behalf, assumes no responsibility or liability for any damages resulting from such improper use of sale.

This publication supersedes & replaces all information previously supplied. For additional information, please visit our website [http:// www.21yangjie.com](http://www.21yangjie.com) , or consult your nearest Yangjie's sales office for further assistance.